

Scaled data based on original data using
LM-79-08 Approved Method: Electrical and Photometric Measurements of Solid-
State Lighting Products

Test Report Prepared for
Cooper Lighting Solutions
(formerly Eaton)

Brand: McGRAW-EDISON

Report Number: P594186

Luminaire Tested: **ISC-PA1C-830-U-T3-HSS**

Issue Date: 3/22/2022

Test Information

Test Method: LM-79-08
Report Number: P594186
TEST IS SCALED FROM IESNA LM-79-08 TEST DATA (G1-2201-510-11)
Test Lab: INNOVATION CENTER
Issue Date: 3/22/2022
Manufacturer: COOPER LIGHTING SOLUTIONS (FORMERLY EATON)
Product Line: McGRAW-EDISON
Catalog Number: ISC-PA1C-830-U-T3-HSS
Description: IMPACT ELITE LED CYLINDER LUMINAIRE
(1) 80 CRI, 3000K, 615mA LIGHT ENGINE WITH 24 LEDS AND TYPE III OPTICS
WITH HOUSE SIDE SHIELD
Light Source: -
Ballast/Driver: ELECTRONIC DRIVER

Summary

Lumens per Lamp: N/A
Luminaire Lumens: 4121 lumens
Efficiency: N/A
Efficacy: 84.3 lumens/watt
Luminous Opening: Rectangular (W 0.75' x L: 0.5' x H: 0')
IES Classification: Type III - Medium
BUG Rating: B1 - U0 - G1

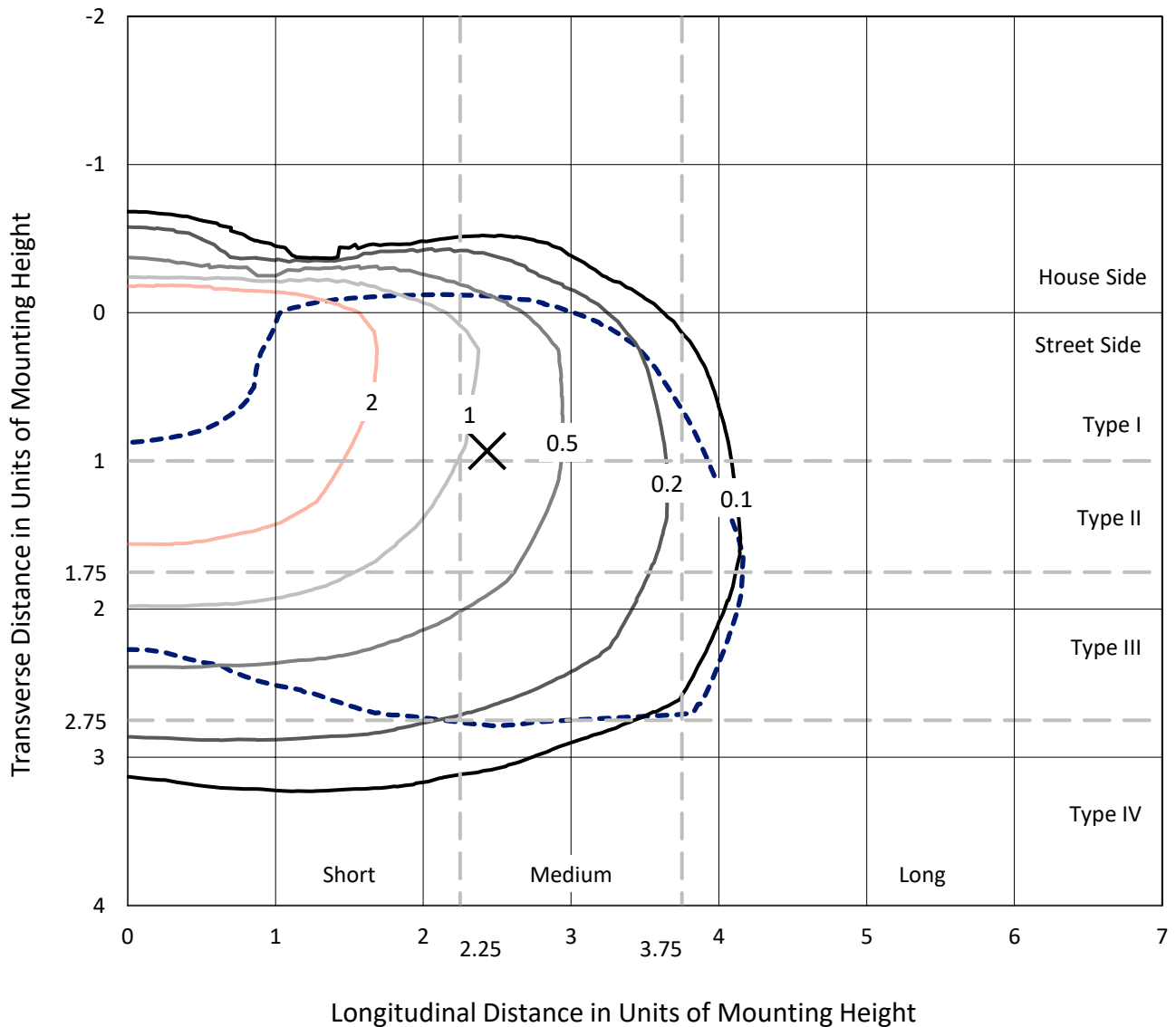
Input Watts (W): 48.9
Input Voltage (V): NR
Input Current (Ain): NR
Voltage Rise (V): NR
Power Factor: NR
Total Harmonic Distortion (THDi): NR
Frequency (hertz): 60
Stabilization Time: NR
Operation Time: NR
Ambient Temperature (°C): NR
Test Distance: 28.75 FT



REPORT NUMBER: P594186
 CATALOG NUMBER: ISC-PA1C-830-U-T3-HSS

Iso-Footcandle Lines of Horizontal Illumination

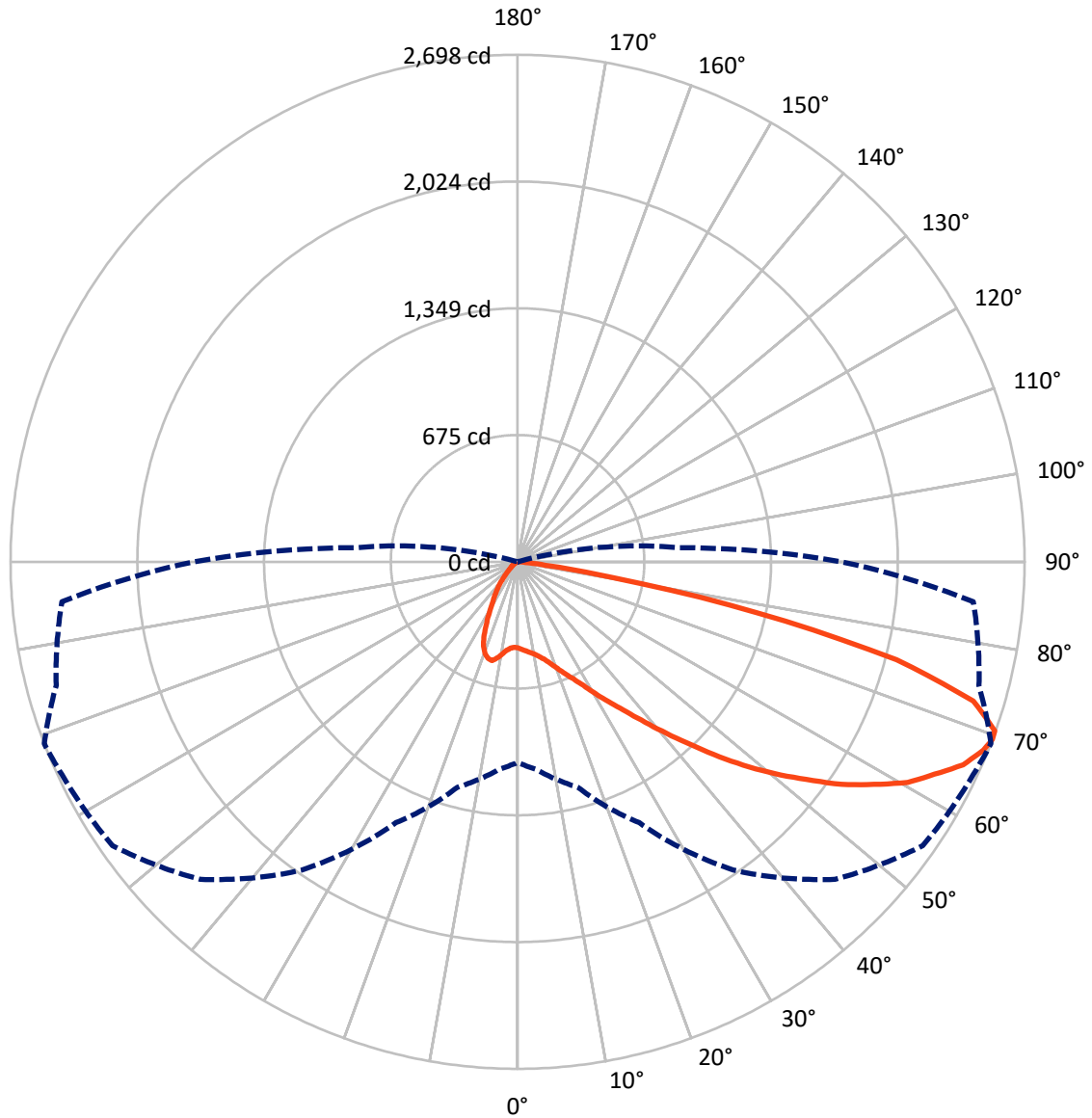
✕ Max cd
 - - - 1/2 Max cd



Based on 12 foot mounting height. Maximum calculated value = 4 fc
 Type III - Medium - N/A

REPORT NUMBER: P594186
CATALOG NUMBER: ISC-PA1C-830-U-T3-HSS

Luminous Intensity Polar Plot



— Vertical Plane Through 69-Deg Lateral - - - Horizontal Cone Through 69-Deg Vertical

REPORT NUMBER: P594186
 CATALOG NUMBER: ISC-PA1C-830-U-T3-HSS

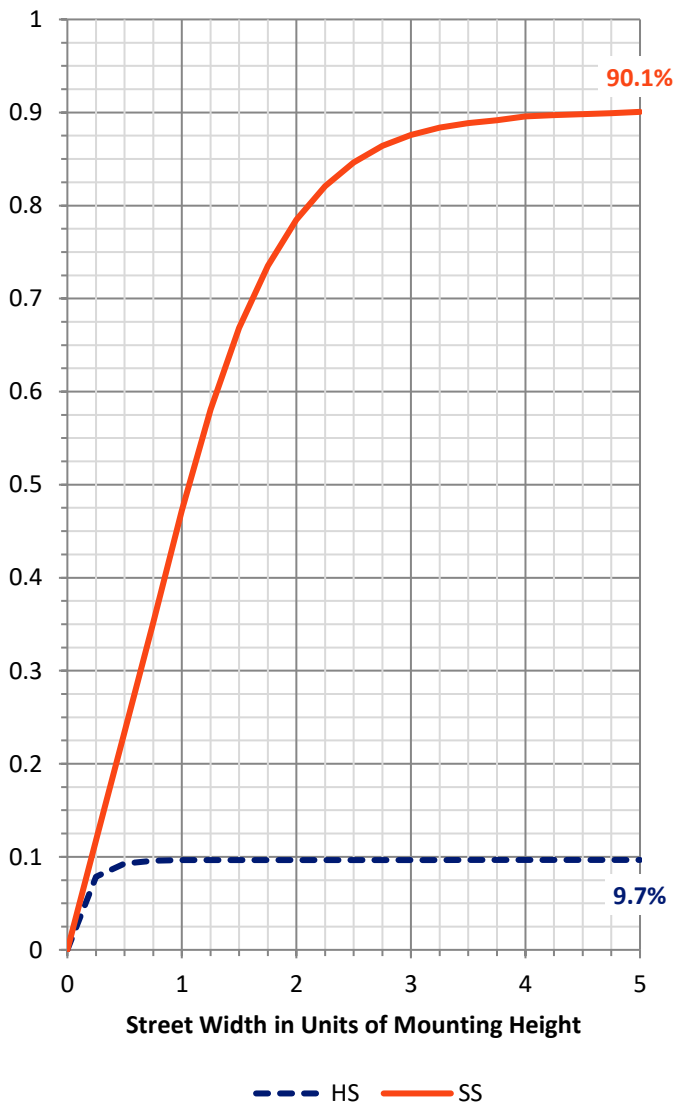
FLUX DISTRIBUTION:

		Downward	Upward	Total
House Side	Lumens	401.6	0.0	401.6
	% Fixture	9.7	0.0	9.7
Street Side	Lumens	3719.4	0.0	3719.4
	% Fixture	90.3	0.0	90.3
Total	Lumens	4121.0	0.0	4121.0
	% Fixture	100.0	0.0	100.0

Coefficient of Utilization

ZONAL LUMENS:

Zone	Lumens	% Fixture
0°-10°	43.7	1.1
10°-20°	115.6	2.8
20°-30°	192.5	4.7
30°-40°	346.6	8.4
40°-50°	628.5	15.3
50°-60°	982.3	23.8
60°-70°	1136.4	27.6
70°-80°	635.5	15.4
80°-90°	39.7	1.0
90°-100°	0.0	0.0
100°-110°	0.0	0.0
110°-120°	0.0	0.0
120°-130°	0.0	0.0
130°-140°	0.0	0.0
140°-150°	0.0	0.0
150°-160°	0.0	0.0
160°-170°	0.0	0.0
170°-180°	0.0	0.0
0°-90°	4121.0	100.0
0°-180°	4121.0	100.0

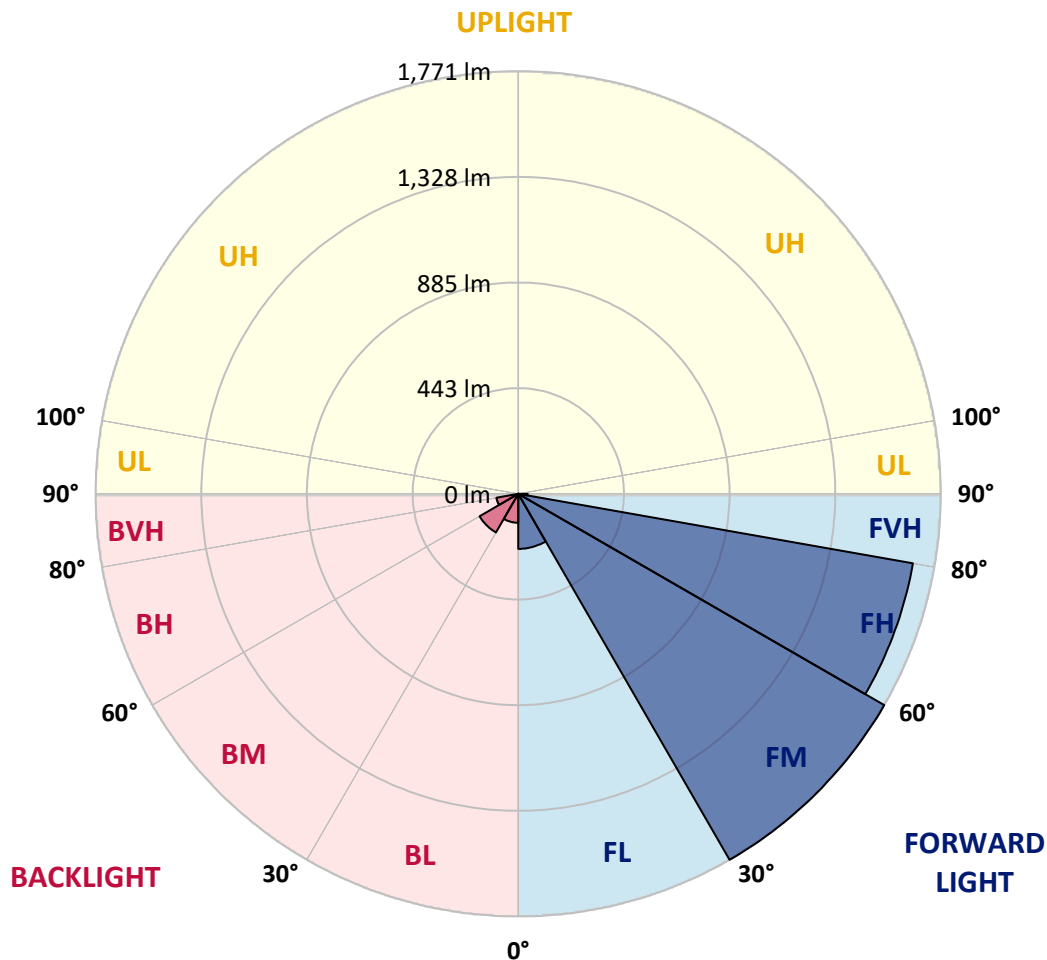


REPORT NUMBER: P594186
 CATALOG NUMBER: ISC-PA1C-830-U-T3-HSS

LUMINAIRE CLASSIFICATION SYSTEM LUMEN TABLE AND BUG RATING:

Zone	Lumens	% Fixture	Zone Rating/Lumen Limit		
			B	U	G
FL (0°-30°)	230.5	5.6			
FM (30°-60°)	1770.5	43.0			
FH (60°-80°)	1679.0	40.7			G1/1800
FVH (80°-90°)	39.4	1.0			G1/100
BL (0°-30°)	121.3	2.9	B1/500		
BM (30°-60°)	186.9	4.5	B0/220		
BH (60°-80°)	93.0	2.3	B0/110		G0/110
BVH (80°-90°)	0.3	0.0			G0/10
UL (90°-100°)	0.0	0.0		U0/0	
UH (100°-180°)	0.0	0.0		U0/0	

BUG Rating: B1-U0-G1
 Type III Medium





REPORT NUMBER: P594186
 CATALOG NUMBER: ISC-PA1C-830-U-T3-HSS

CANDELA DISTRIBUTION (FULL):

	0°	5°	15°	25°	35°	45°	55°	65°	69°	75°	85°
0°	458.4	458.4	458.4	458.4	458.4	458.4	458.4	458.4	458.4	458.4	458.4
2.5°	474.9	474.9	474.9	472.1	473.5	472.1	470.7	466.6	468.0	466.6	462.5
5°	458.4	459.8	463.9	466.6	473.5	476.2	477.6	477.6	476.2	473.5	470.7
7.5°	426.8	426.8	430.9	439.2	452.9	468.0	480.4	487.2	488.6	488.6	484.5
10°	418.6	418.6	424.1	429.6	443.3	461.1	480.4	496.8	499.6	502.3	500.9
12.5°	414.5	415.8	421.3	430.9	448.8	465.3	485.8	509.2	517.4	524.3	525.6
15°	420.0	420.0	425.5	435.1	455.7	479.0	505.1	531.1	539.4	549.0	555.8
17.5°	428.2	430.9	433.7	443.3	462.5	491.3	525.6	560.0	569.6	581.9	587.4
20°	441.9	441.9	444.7	452.9	473.5	507.8	555.8	597.0	605.2	613.5	620.3
22.5°	458.4	459.8	459.8	466.6	490.0	527.0	581.9	632.7	646.4	650.5	653.3
25°	507.8	505.1	495.5	491.3	509.2	549.0	613.5	675.2	690.3	694.5	689.0
27.5°	610.7	599.8	573.7	546.2	543.5	583.3	656.0	728.8	745.2	746.6	727.4
30°	739.7	741.1	698.6	639.6	599.8	620.3	702.7	796.0	812.5	805.6	775.4
32.5°	898.9	892.1	860.5	775.4	695.8	678.0	753.5	866.0	885.2	874.2	834.4
35°	1034.8	1038.9	1000.5	925.0	824.8	767.2	815.2	944.2	967.6	948.4	898.9
37.5°	1148.7	1154.2	1130.9	1069.1	979.9	889.3	896.2	1036.2	1067.8	1048.5	986.8
40°	1275.0	1279.1	1269.5	1202.3	1122.7	1034.8	1004.6	1141.9	1184.4	1158.3	1093.8
42.5°	1413.6	1428.7	1412.2	1358.7	1276.4	1200.9	1155.6	1270.9	1313.4	1297.0	1210.5
45°	1603.0	1604.4	1585.2	1531.6	1446.6	1384.8	1329.9	1408.1	1463.0	1442.4	1340.9
47.5°	1743.0	1752.6	1741.6	1704.6	1635.9	1594.8	1519.3	1559.1	1616.7	1590.7	1475.4
50°	1850.0	1876.1	1866.5	1877.5	1843.2	1825.3	1710.1	1715.5	1771.8	1749.9	1612.6
52.5°	1909.1	1942.0	1944.7	2001.0	2029.8	2073.8	1895.3	1887.1	1922.8	1903.6	1752.6
55°	1900.8	1909.1	1977.7	2080.6	2193.2	2293.3	2076.5	2042.2	2091.6	2038.1	1900.8
57.5°	1821.2	1841.8	1962.6	2090.2	2289.2	2434.7	2233.0	2194.5	2235.7	2164.3	2053.2
60°	1707.3	1737.5	1892.6	2075.1	2345.5	2519.8	2385.3	2346.9	2383.9	2297.5	2226.1
62.5°	1604.4	1618.1	1760.8	2012.0	2312.6	2515.7	2503.3	2467.6	2489.6	2399.0	2374.3
65°	1457.5	1463.0	1604.4	1898.1	2239.8	2488.2	2567.8	2581.6	2604.9	2484.1	2480.0
67.5°	1231.1	1243.4	1383.4	1699.1	2119.0	2434.7	2618.6	2646.1	2673.5	2529.4	2499.2
69°	1067.8	1107.6	1242.1	1531.6	2002.4	2389.4	2632.3	2676.3	2698.2	2541.8	2434.7
70°	934.6	968.9	1124.0	1402.6	1899.5	2338.6	2641.9	2672.1	2694.1	2515.7	2329.0
72.5°	469.4	513.3	726.0	1023.8	1509.7	2106.7	2592.5	2559.6	2536.3	2313.9	1884.4
75°	181.2	188.0	311.5	583.3	944.2	1546.7	2213.7	2152.0	2083.4	1755.4	1117.2
77.5°	100.2	98.8	135.9	258.0	402.1	756.2	1497.3	1398.5	1303.8	942.9	452.9
80°	42.5	45.3	59.0	123.5	211.4	262.1	727.4	646.4	514.7	299.2	108.4
82.5°	26.1	27.4	41.2	75.5	146.9	100.2	236.1	201.7	148.2	81.0	26.1
85°	8.2	9.6	28.8	50.8	71.4	41.2	53.5	46.7	41.2	34.3	8.2
87.5°	1.4	1.4	11.0	27.4	19.2	6.9	5.5	9.6	15.1	16.5	2.7
90°	0.0	0.0	0.0	0.0	0.0	0.0	0.0	0.0	0.0	0.0	0.0



REPORT NUMBER: P594186
 CATALOG NUMBER: ISC-PA1C-830-U-T3-HSS

CANDELA DISTRIBUTION (continued):

	90°	95°	105°	115°	125°	135°	145°	155°	165°	175°	180°
0°	458.4	458.4	458.4	458.4	458.4	458.4	458.4	458.4	458.4	458.4	458.4
2.5°	461.1	458.4	455.7	454.3	454.3	451.5	450.2	448.8	448.8	447.4	447.4
5°	466.6	463.9	461.1	459.8	457.0	455.7	455.7	455.7	454.3	455.7	457.0
7.5°	480.4	476.2	474.9	473.5	473.5	469.4	462.5	444.7	426.8	421.3	415.8
10°	499.6	498.2	498.2	498.2	488.6	452.9	403.5	359.6	336.2	317.0	317.0
12.5°	527.0	527.0	525.6	521.5	472.1	385.7	308.8	242.9	204.5	182.5	185.3
15°	557.2	555.8	558.6	532.5	415.8	297.8	186.7	131.8	111.2	108.4	108.4
17.5°	588.8	591.5	588.8	503.7	341.7	183.9	111.2	100.2	97.4	97.4	97.4
20°	621.7	619.0	614.9	454.3	248.4	115.3	96.1	93.3	90.6	89.2	89.2
22.5°	654.7	651.9	624.5	391.1	155.1	94.7	90.6	85.1	81.0	79.6	79.6
25°	686.2	686.2	606.6	310.2	105.7	89.2	82.3	76.9	72.7	68.6	68.6
27.5°	726.0	728.8	577.8	216.8	89.2	82.3	74.1	65.9	60.4	57.6	57.6
30°	771.3	775.4	531.1	141.4	81.0	72.7	64.5	54.9	46.7	43.9	42.5
32.5°	824.8	829.0	477.6	93.3	72.7	63.1	53.5	41.2	32.9	31.6	30.2
35°	893.5	883.9	413.1	74.1	63.1	53.5	41.2	28.8	23.3	22.0	22.0
37.5°	978.5	958.0	339.0	64.5	53.5	42.5	30.2	19.2	15.1	15.1	13.7
40°	1076.0	1018.4	262.1	57.6	45.3	32.9	19.2	12.4	9.6	9.6	9.6
42.5°	1183.0	1069.1	186.7	50.8	37.1	23.3	12.4	6.9	5.5	5.5	5.5
45°	1306.6	1115.8	127.6	43.9	31.6	16.5	6.9	2.7	2.7	2.7	2.7
47.5°	1430.1	1146.0	85.1	38.4	23.3	9.6	4.1	1.4	1.4	1.4	1.4
50°	1555.0	1169.3	65.9	32.9	16.5	5.5	1.4	0.0	0.0	0.0	0.0
52.5°	1666.1	1185.8	53.5	27.4	11.0	4.1	1.4	0.0	0.0	0.0	0.0
55°	1762.2	1187.2	46.7	22.0	8.2	2.7	0.0	0.0	0.0	0.0	0.0
57.5°	1859.7	1176.2	39.8	16.5	5.5	1.4	0.0	0.0	0.0	0.0	0.0
60°	1918.7	1147.4	31.6	12.4	4.1	1.4	0.0	0.0	0.0	0.0	0.0
62.5°	1954.4	1099.3	24.7	8.2	2.7	1.4	0.0	0.0	0.0	0.0	0.0
65°	1933.8	1038.9	17.8	5.5	2.7	1.4	0.0	0.0	0.0	0.0	0.0
67.5°	1837.7	945.6	12.4	4.1	1.4	1.4	0.0	0.0	0.0	0.0	0.0
69°	1723.8	860.5	11.0	2.7	1.4	1.4	0.0	0.0	0.0	0.0	0.0
70°	1623.6	794.6	9.6	2.7	1.4	1.4	0.0	0.0	0.0	0.0	0.0
72.5°	1209.1	511.9	8.2	2.7	1.4	1.4	0.0	0.0	0.0	0.0	0.0
75°	679.4	171.6	5.5	1.4	1.4	0.0	0.0	0.0	0.0	0.0	0.0
77.5°	255.3	43.9	2.7	1.4	0.0	0.0	0.0	0.0	0.0	0.0	0.0
80°	56.3	11.0	1.4	0.0	0.0	0.0	0.0	0.0	0.0	0.0	0.0
82.5°	12.4	2.7	0.0	0.0	0.0	0.0	0.0	0.0	0.0	0.0	0.0
85°	4.1	1.4	0.0	0.0	0.0	0.0	0.0	0.0	0.0	0.0	0.0
87.5°	1.4	0.0	0.0	0.0	0.0	0.0	0.0	0.0	0.0	0.0	0.0
90°	0.0	0.0	0.0	0.0	0.0	0.0	0.0	0.0	0.0	0.0	0.0

(END OF REPORT)